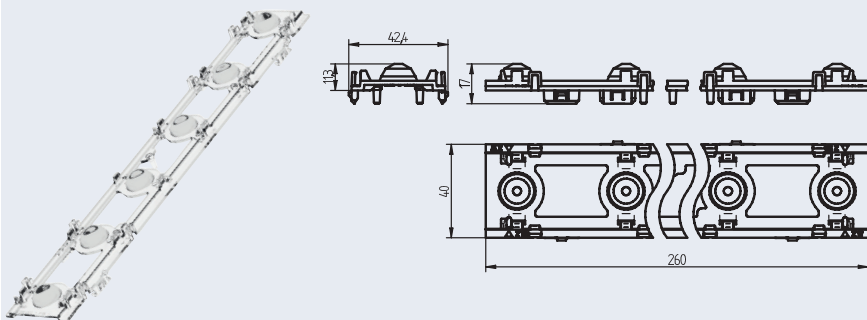


OptiLine Louvre Wide

35.306 Pitch dependent louvre optics



1-Click Louvre optics

1R linear single lens optics

The 35.306 (1ft) optics are designed for use with 35.312 (2ft) louvre

Optics and louvre are only available separately
Louvre 35.306 (1ft) in preparation

1-Click push-in fixing into metal sheet or aluminium profile

For metal sheets: 0.5 - 1.0 mm

Material: PC

Light distribution: Wide

- Homogeneous color mixing (also with tunable white applications)

Technical details

- Push-in fixing into metal sheet or aluminium profile
- Centering pins for optimal alignment of optics and LED module
- Snap-in hooks for fixing LED module and optics in one step
- Integrated cable holders for wire management
- 2 cables per cable holder possible
- Centering pins for alignment and snap-in hooks for fixing the louvre
(See page 3 for more information on the louvre)

Area of application:

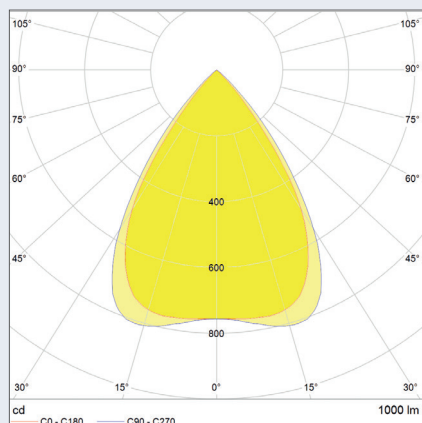
Applications that require optimal light and minimal glare

wt. pkg. part no.
24.7 g 96 35.306.1002.85

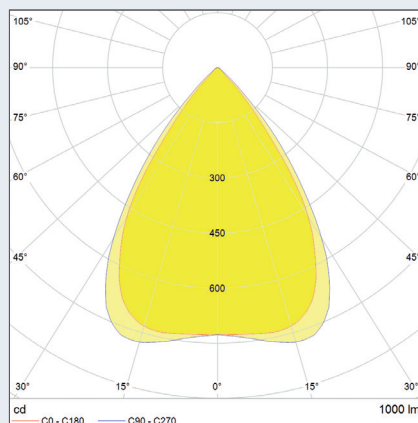
Height	13 mm
Width	40 mm
Length	260 mm
Type of fixing	Push-in fixing into metal sheet or aluminium profile
LED module	Philips Fortimo LED-R
Pitch distance	46.67 mm
Material	PC
Colour	clear
Surface outside	Single lens optics
Lichtverteilung	Wide
Optical efficiency (louvre black)	82 % (Philips Fortimo LED-R)
Optical efficiency (louvre white)	91 % (Philips Fortimo LED-R)
UGR @ 1000 lm, 1 foot (crosswise)	≤ 19 (louvre black)
UGR @ 1000 lm, 1 foot (crosswise)	≤ 19 (louvre white)
Operating temperature	max. 110 °C

The presented information are for reference only. All lighting parameters are typical values.
The light distribution depends on the used Type of LED, position tolerance, chip size and used colour.

Light distribution: black louvre



Light distribution: white louvre



Louvre: black

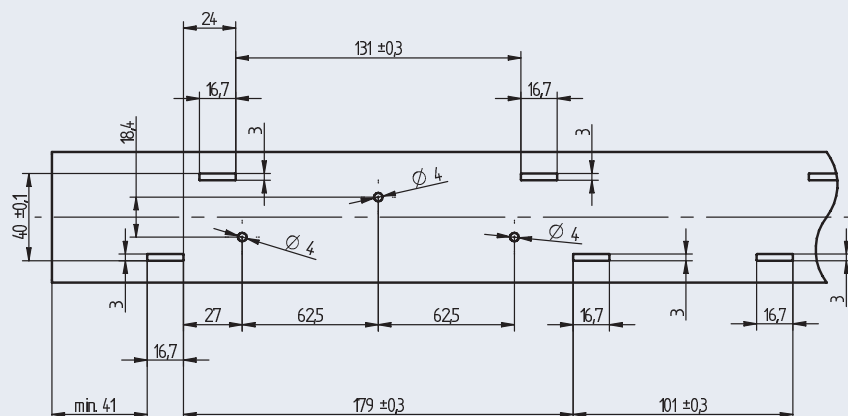
Light distribution: Wide 70°
Efficiency: 82%

Louvre: white

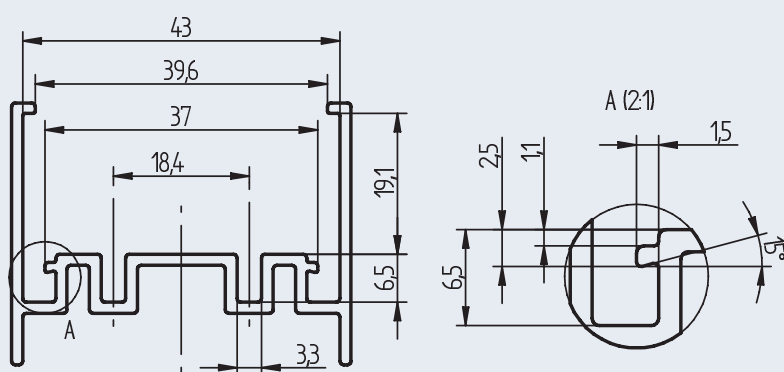
Light distribution: Wide 70°
Efficiency: 91%

measured with Philips Fortimo LED-R

Metal sheet cut-out

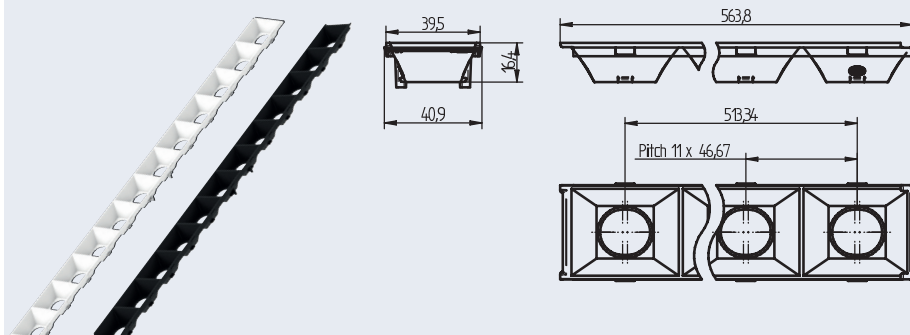


Aluminium profile



OptiLine Louvre Black / White

35.312 Louvre



Louvre

For use with 1R louvre optics

Optics and louvre are only available separately
Louvre 35.306 (1ft) in preparation

Snap-on fixing

Material: PC


Technical details

- Centering and positioning pins for aligning the louvre
- Snap-in hooks for fixing louvre onto the optics
 - compensates thermal expansion
 - avoidance of stray light
- Seamless integration into the luminaire housing

Height	16.4 mm
Width	40.9 mm
Length	563.8 mm
Type of fixing	Clip on fixing onto optics
LED module	(Philips Fortimo LED-R)
Pitch distance	46.67 mm
Material	PC
Colour	black or white
Operating temperature	max. 110 °C

pkg.	wt.	part no.
64.2 g	144	35.312.2001.80 black
64.2 g	144	35.312.2001.50 white

Exploded view with metal sheet



Exploded view with aluminium profile

