

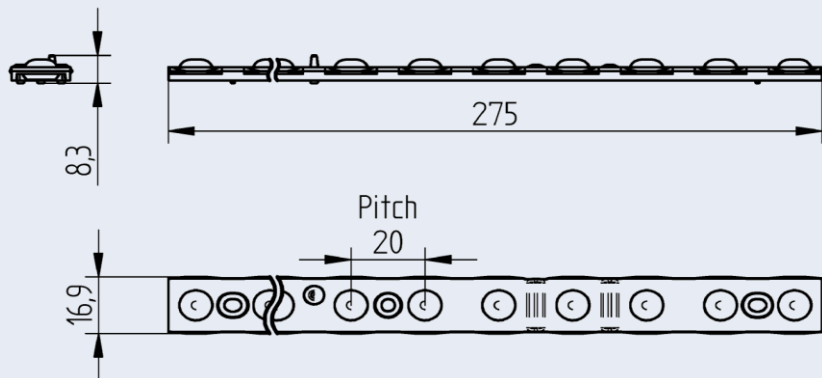
# OptiLine Louvre Mini 21

35.314 Pitch dependent linear Lens array - Narrow

Preliminary



technology for light



part no  
35.314.A002-0

### Pitch dependent linear Lens array - Narrow

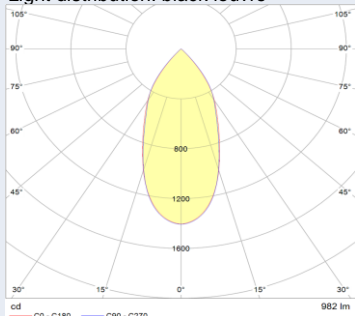
- The 35.314 (1 ft) optics are designed for use with 35.314.A001 (louvre 1 ft).
- Optics and louvre are only available separately.
- Homogeneous color mixing (also with tunable white applications)

### Technical details

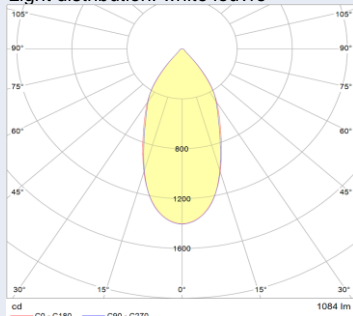
- Centering pins for optimal alignment of optics and LED module
- The distance to the circuit board is ensured by the spacers on the optics (1 ft.)
- Fixing the optics and circuit board to the metal sheet by screws (M3 screw)

Specification	
Height	8,3 mm
Width	16,9 mm
Length	275 mm
Weight	14,41 g
Pkg.	TBC
Pitch distance	20 mm
For LED dimensions	2835, 3030
Material	PMMA
Colour	clear
Operating temperatur	max. 80°

Light distribution: black louvre



Light distribution: white louvre



Photometric data	
Measured with LED Type	Tridonic LLE 20x280mm 750lm 940 LV MD ADV1
Beam angle (FWHM)* (louvre black)	46° / 44°
Beam angle (FWHM)* (louvre white)	47° / 45°
Optical efficiency*	79% (louvre black)
Optical efficiency*	88% (louvre white)
UGR @ 1100 lm, 1 foot (crosswise)	≤ 16 (louvre black)
UGR @ 1100 lm, 1 foot (crosswise)	≤ 19 (louvre white)

\*Light distribution, beam angle and efficiency are dependent on the LED in use.

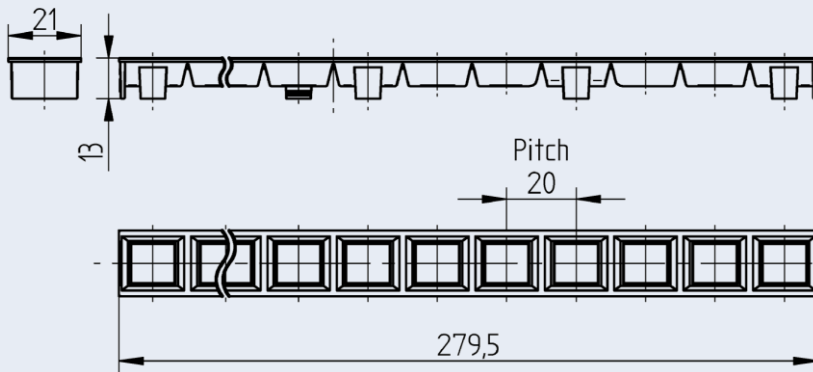
# 35.314 Louvre

35.314 Louvre 1 ft

Preliminary



technology for light



part no  
35.314.A001-1 black  
35.314.A001-0 white

#### Louvre - 1 ft

- For use with pitch dependent linear Lens array  
35.314.A002-0 Narrow  
35.314.A003-0 Wide
- Optics and louvre are only available separately

#### Technical details

- Centering and positioning pin for aligning the louvre with the optic
- Snap-in hook for attachment of louvre to optics
- Seamless integration into the luminaire housing

Height	13 mm
Width	21 mm
Length	279,5 mm
Weight	14,67 g
Pkg.	TBC
Type of fixing	Snap-into the optics
Pitch distance	20 mm
Material	PC
Colour	black or white
Operating temperatur	max. 80 °C

#### Design examples



# 35.314 Louvre

35.314 Louvre 1 ft - Sheet metall cutout

Preliminary



technology for light

## Sheet metal cutout

