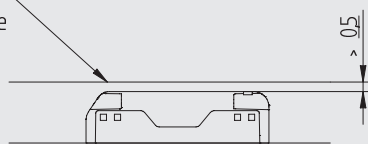


Minimum mounting distance

Metallfläche
Metal surface






Compliance with creepage distances and clearances
has to be ensured by the structural design of the luminaire.

pkg. wt. part no.
500 12 g **46.485.1116-0**

Flat terminal block
5 pole
Contact opening function

Earth bracket
Snap in pins
Housing: PA, beige, PC, white
Marking: L N ⊕ DA+ DA-

- Upper terminal connection: 0.5 - 2.5 mm²
Direct insertion of solid wire ends and finely stranded wire ends by using the contact opening function Contact opening function - also for release of already inserted wires
- Lower terminal connection:
0.5 - 2.5 mm² for solid wire ends
1.5 - 2.5 mm² for stranded wire ends
Wire release function by twist and pull
- Strip length: 9 ±1 mm
- Top Test openings
- Approvals: ÖVE Reg. Compliance with creepage distances and clearances (eg according to EN 60598) has to be ensured by the structural design of the luminaire.
- Sheet metall cutout is compatible to **46.415.1114-0**

T 85					250V 400V	16 A	CAD
	0.5 - 2.5 mm ²	1.5 - 2.5 mm ²	0.5 - 1.2 mm				